

# BALLOT COUNT REPORT

SEL 904

rev 05/22  
ORS 254.074(3) & OAR 165-007-0550 (7)

**!** This information must be submitted for **each** election.  
Terms used can be found in OAR 165-007-0550

**J** **DUE** | At the time of certification please submit a record of the following items to the Elections Division.

Jefferson

COUNTY

11/08/2022

ELECTION DATE

1 Number of ballot envelopes received

10221

2 Number of ballot envelopes accepted

10082

2a Number of ballot envelopes accepted after Election Day Deadline with present and legible postmarks

119

2b Number of ballot envelopes accepted after Election Day Deadline without present and legible postmarks

5

3 Number of ballot envelopes not accepted

139

4 Number of ballot envelopes rejected

9

4a Number of ballot envelopes rejected after Election Day Deadline because of an untimely postmark

15

5 Total number of tallied ballots

10082

Signed

*Catherine Zank*  
County Elections Official

December 1, 2022  
Date

**STATISTICS**

	Registered Voters - Total	Ballots Cast - Total	Ballots Cast - Blank	Voter Turnout - Total
HAYSTACK (01)	0	1,031	0	0%
CROOKED RIVER RANCH (02)	0	3,012	1	0%
ASHWOOD (05)	0	40	0	0%
KUTCHER (06)	0	101	0	0%
LYLE GAP (08)	0	12	0	0%
METOLIUS (11)	0	351	0	0%
EAST MADRAS (13)	0	1,304	0	0%
WARM SPRINGS (14)	0	417	0	0%
SUTTLE LAKE (15)	0	3	0	0%
CAMP SHERMAN (16)	0	222	0	0%
CULVER (17)	0	591	1	0%
ROUND BUTTE (18)	0	392	1	0%
WEST MADRAS (19)	0	809	2	0%
CIRCLE M (20)	0	123	0	0%
CENTRAL (21)	0	780	0	0%
SUNSET (22)	0	536	0	0%
AGENCY PLAINS (23)	0	358	0	0%
<b>Totals</b>	<b>0</b>	<b>10,082</b>	<b>5</b>	



*Katherine Zinke* 12/1/22

US Senator Federal								
VOTE FOR 1								
17 of 17 Precincts Reporting								
	REP Jo Rae Perkins	PGP Dan Pujju	DEM Ron Wyden	PRO Chris Henry	Write-In Totals	Overvotes	Undervotes	Contest Total
HAYSTACK (01)	733	7	265	9	2	0	15	1,031
CROOKED RIVER RANCH (02)	1,924	26	984	18	5	0	55	3,012
ASHWOOD (05)	28	0	11	0	0	0	1	40
KUTCHER (06)	78	2	19	0	0	0	2	101
LYLE GAP (08)	7	0	3	0	0	0	2	12
METOLIUS (11)	206	1	129	8	0	0	7	351
EAST MADRAS (13)	740	14	502	24	3	0	21	1,304
WARM SPRINGS (14)	62	6	335	9	1	0	4	417
SUTTLE LAKE (15)	0	0	3	0	0	0	0	3
CAMP SHERMAN (16)	73	2	142	1	0	0	4	222
CULVER (17)	379	6	178	11	0	0	17	591
ROUND BUTTE (18)	266	5	107	6	0	1	7	392
WEST MADRAS (19)	427	7	336	24	1	0	14	809
CIRCLE M (20)	82	1	39	0	0	0	1	123
CENTRAL (21)	493	4	262	6	0	0	15	780
SUNSET (22)	344	2	174	6	0	0	10	536
AGENCY PLAINS (23)	241	1	108	2	0	0	6	358
<b>Totals</b>	<b>6,083</b>	<b>84</b>	<b>3,597</b>	<b>124</b>	<b>12</b>	<b>1</b>	<b>181</b>	<b>10,082</b>



*Shirley Jenke* 11/2/01/22

US Representative, 2nd District US Representative 2nd District US Representative, 5th District US Representative 5th District

	VOTE FOR 1						VOTE FOR 1					
	16 of 16 Precincts Reporting						1 of 1 Precincts Reporting					
	DEM Joe Yetter	REP Cliff S Bentz	Write-In Totals	Overvotes	Undervotes	Contest Total	REP Lori Chavez-DeKemer	DEM Jamie McLeod-Skinner	Write-In Totals	Overvotes	Undervotes	Contest Total
HAYSTACK (01)	187	811	1	0	32	1,031						
CROOKED RIVER RANCH (02)	815	2,065	2	0	130	3,012						
ASHWOOD (05)	10	28	0	0	2	40						
KUTCHER (06)	13	84	0	0	4	101						
LYLE GAP (08)	2	9	0	0	1	12						
METOLIUS (11)	102	225	1	0	23	351						
EAST MADRAS (13)	423	808	6	0	67	1,304						
WARM SPRINGS (14)	298	90	2	0	27	417						
SUTTLE LAKE (15)							0	3	0	0	0	3
CAMP SHERMAN (16)	133	80	0	0	9	222						
CULVER (17)	153	404	3	0	31	591						
ROUND BUTTE (18)	85	296	0	0	11	392						
WEST MADRAS (19)	291	478	0	0	40	809						
CIRCLE M (20)	28	88	0	0	7	123						
CENTRAL (21)	197	552	1	0	30	780						
SUNSET (22)	134	374	0	0	28	536						
AGENCY PLAINS (23)	65	287	0	0	6	358						
<b>Totals</b>	<b>2,936</b>	<b>6,679</b>	<b>16</b>	<b>0</b>	<b>448</b>	<b>10,079</b>	<b>0</b>	<b>3</b>	<b>0</b>	<b>0</b>	<b>0</b>	<b>3</b>



*Patricia Zinke* 12/01/22

Governor Statewide Partisan									
VOTE FOR 1									
17 of 17 Precincts Reporting									
	DEM Tina Kotek	CON Donice Noelle Smith	LBT R Leon Noble	NAV Betsy Johnson	REP Christine Drazan	Write-In Totals	Overvotes	Undervotes	Contest Total
HAYSTACK (01)	132	3	9	111	767	3	0	6	1,031
CROOKED RIVER RANCH (02)	642	19	8	344	1,963	6	0	30	3,012
ASHWOOD (05)	4	2	0	7	26	0	0	1	40
KUTCHER (06)	11	0	1	13	76	0	0	0	101
LYLE GAP (08)	0	0	0	1	10	0	0	1	12
METOLIUS (11)	81	1	1	53	211	0	0	4	351
EAST MADRAS (13)	364	18	3	157	745	2	0	15	1,304
WARM SPRINGS (14)	280	6	4	51	70	2	0	4	417
SUTTLE LAKE (15)	2	0	0	1	0	0	0	0	3
CAMP SHERMAN (16)	109	0	2	39	71	0	0	1	222
CULVER (17)	130	5	1	54	392	1	0	8	591
ROUND BUTTE (18)	49	3	2	51	280	0	1	6	392
WEST MADRAS (19)	234	9	7	105	436	4	0	14	809
CIRCLE M (20)	24	0	5	9	84	1	0	0	123
CENTRAL (21)	151	6	1	104	513	0	0	5	780
SUNSET (22)	110	2	1	70	347	0	0	6	536
AGENCY PLAINS (23)	53	0	0	42	260	0	0	3	358
<b>Totals</b>	<b>2,376</b>	<b>74</b>	<b>45</b>	<b>1,212</b>	<b>6,251</b>	<b>19</b>	<b>1</b>	<b>104</b>	<b>10,082</b>




*Patricia Jankovic* 12/01/22

	State Representative, 57th District House District 57					State Representative, 59th District House District 59					
	VOTE FOR 1					VOTE FOR 1					
	2 of 2 Precincts Reporting					15 of 15 Precincts Reporting					
	REP Greg Smith	Write-in Totals	Overvotes	Undervotes	Contest Total	REP VIKKI Breeser-Iverson	DEM Lawrence Jones	Write-in Totals	Overvotes	Undervotes	Contest Total
HAYSTACK (01)						801	194	0	0	36	1,031
CROOKED RIVER RANCH (02)						2,075	808	3	0	126	3,012
ASHWOOD (05)						32	8	0	0	0	40
KUTCHER (06)						79	19	0	0	3	101
LYLE GAP (08)						9	0	0	0	3	12
METOLIUS (11)						219	107	0	0	25	351
EAST MADRAS (13)						799	430	3	0	72	1,304
WARM SPRINGS (14)	299	19	0	99	417						
SUTTLE LAKE (15)						0	3	0	0	0	3
CAMP SHERMAN (16)						81	136	0	0	5	222
CULVER (17)						410	156	2	0	23	591
ROUND BUTTE (18)						295	81	1	0	15	392
WEST MADRAS (19)						485	283	1	0	40	809
CIRCLE M (20)						95	24	0	0	4	123
CENTRAL (21)						557	190	2	0	31	780
SUNSET (22)						377	136	0	0	23	536
AGENCY PLAINS (23)	279	4	0	75	358						
<b>Totals</b>	<b>578</b>	<b>23</b>	<b>0</b>	<b>174</b>	<b>775</b>	<b>6,314</b>	<b>2,575</b>	<b>12</b>	<b>0</b>	<b>406</b>	<b>9,307</b>




*Patricia J. Jones* 12/01/22

	Commissioner of the Bureau of Labor and Industries Statewide Nonpartisan						Judge of the Court of Appeals, Position 10 Statewide Nonpartisan				
	VOTE FOR 1						VOTE FOR 1				
	17 of 17 Precincts Reporting						17 of 17 Precincts Reporting				
	Christina E Stephenson	Cheri Helt	Write-In Totals	Overvotes	Undervotes	Contest Total	Kristina Hellman	Write-In Totals	Overvotes	Undervotes	Contest Total
HAYSTACK (01)	277	512	4	0	238	1,031	610	7	0	414	1,031
CROOKED RIVER RANCH (02)	919	1,439	16	0	638	3,012	1,854	37	0	1,121	3,012
ASHWOOD (05)	7	27	0	0	6	40	27	0	0	13	40
KUTCHER (06)	22	52	2	0	25	101	53	0	0	48	101
LYLE GAP (08)	1	3	0	0	8	12	4	0	0	8	12
METOLIUS (11)	135	132	5	0	79	351	240	6	0	105	351
EAST MADRAS (13)	518	506	7	0	273	1,304	855	14	0	435	1,304
WARM SPRINGS (14)	231	118	2	0	66	417	320	5	0	92	417
SUTTLE LAKE (15)	1	1	0	0	1	3	2	0	0	1	3
CAMP SHERMAN (16)	105	68	1	0	48	222	139	3	0	80	222
CULVER (17)	230	249	4	0	108	591	404	7	0	180	591
ROUND BUTTE (18)	105	196	0	0	91	392	236	0	0	156	392
WEST MADRAS (19)	326	318	8	0	157	809	563	10	0	236	809
CIRCLE M (20)	35	59	1	0	28	123	84	1	0	38	123
CENTRAL (21)	237	368	5	0	170	780	486	18	0	276	780
SUNSET (22)	155	247	4	0	130	536	333	5	0	198	536
AGENCY PLAINS (23)	106	163	3	0	86	358	223	2	0	133	358
<b>Totals</b>	<b>3,410</b>	<b>4,458</b>	<b>62</b>	<b>0</b>	<b>2,152</b>	<b>10,082</b>	<b>6,433</b>	<b>115</b>	<b>0</b>	<b>3,534</b>	<b>10,082</b>



*Katherine J. ... 12/01/22*


	Judge of the Court of Appeals, Position 11 Statewide Nonpartisan					Judge of the Circuit Court, 22nd District, Position 2 Circuit Court District 22				
	VOTE FOR 1					VOTE FOR 1				
	17 of 17 Precincts Reporting					17 of 17 Precincts Reporting				
	Anna M. Joyce	Write-In Totals	Overvotes	Undervotes	Contest Total	Wade L. Whiting	Write-In Totals	Overvotes	Undervotes	Contest Total
HAYSTACK (01)	582	8	0	441	1,031	610	3	0	418	1,031
CROOKED RIVER RANCH (02)	1,762	31	0	1,219	3,012	1,813	29	0	1,170	3,012
ASHWOOD (05)	26	0	0	14	40	27	0	0	13	40
KUTCHER (06)	49	0	0	52	101	54	0	0	47	101
LYLE GAP (08)	4	0	0	8	12	4	0	0	8	12
METOLIUS (11)	229	6	0	116	351	240	5	0	106	351
EAST MADRAS (13)	812	13	0	479	1,304	852	15	0	437	1,304
WARM SPRINGS (14)	303	6	0	108	417	307	7	0	103	417
SUTTLE LAKE (15)	2	0	0	1	3	1	0	0	2	3
CAMP SHERMAN (16)	131	2	0	89	222	130	1	0	91	222
CULVER (17)	393	7	0	191	591	409	5	0	177	591
ROUND BUTTE (18)	226	0	0	166	392	242	2	0	148	392
WEST MADRAS (19)	547	8	0	254	809	568	7	0	234	809
CIRCLE M (20)	80	1	0	42	123	82	1	0	40	123
CENTRAL (21)	464	17	0	299	780	503	12	0	265	780
SUNSET (22)	316	3	0	217	536	359	4	0	173	536
AGENCY PLAINS (23)	216	2	0	140	358	230	0	0	128	358
<b>Totals</b>	<b>6,142</b>	<b>104</b>	<b>0</b>	<b>3,836</b>	<b>10,082</b>	<b>6,431</b>	<b>91</b>	<b>0</b>	<b>3,560</b>	<b>10,082</b>



*Katharine Jerome* 12/01/22




	Jefferson County Clerk Jefferson					Jefferson County Commissioner Position 1 Jefferson					
	VOTE FOR 1					VOTE FOR 1					
	17 of 17 Precincts Reporting					17 of 17 Precincts Reporting					
	Kate Zenke	Write-In Totals	Overvotes	Undervotes	Contest Total	Mark Wunsch	Mae Huston	Write-In Totals	Overvotes	Undervotes	Contest Total
HAYSTACK (01)	669	4	0	358	1,031	523	369	3	0	136	1,031
CROOKED RIVER RANCH (02)	1,882	17	0	1,113	3,012	1,474	922	9	6	601	3,012
ASHWOOD (05)	32	0	0	8	40	26	12	0	0	2	40
KUTCHER (06)	65	1	0	35	101	55	34	0	0	12	101
LYLE GAP (08)	4	0	0	8	12	5	5	0	0	2	12
METOLIUS (11)	257	4	0	90	351	150	149	1	0	51	351
EAST MADRAS (13)	943	11	0	350	1,304	671	464	9	0	160	1,304
WARM SPRINGS (14)	332	4	0	81	417	177	172	6	0	62	417
SUTTLE LAKE (15)	2	0	0	1	3	0	1	0	0	2	3
CAMP SHERMAN (16)	133	1	0	88	222	90	63	4	1	64	222
CULVER (17)	432	3	0	156	591	310	221	2	0	58	591
ROUND BUTTE (18)	277	3	0	112	392	217	135	1	1	38	392
WEST MADRAS (19)	589	10	0	210	809	368	316	4	0	121	809
CIRCLE M (20)	97	1	0	25	123	80	32	0	0	11	123
CENTRAL (21)	554	8	0	218	780	428	274	7	0	71	780
SUNSET (22)	375	7	0	154	536	331	146	1	0	58	536
AGENCY PLAINS (23)	281	1	0	76	358	234	100	0	2	22	358
<b>Totals</b>	<b>6,924</b>	<b>75</b>	<b>0</b>	<b>3,083</b>	<b>10,082</b>	<b>5,139</b>	<b>3,415</b>	<b>47</b>	<b>10</b>	<b>1,471</b>	<b>10,082</b>




*Johnnie Zenke, 12/01/22*

	Jefferson County Treasurer Jefferson					Jefferson County Sheriff Jefferson				
	VOTE FOR 1					VOTE FOR 1				
	17 of 17 Precincts Reporting					17 of 17 Precincts Reporting				
	Jeff Rasmussen	Write-In Totals	Overvotes	Undervotes	Contest Total	Jason R Pollock	Write-In Totals	Overvotes	Undervotes	Contest Total
HAYSTACK (01)	629	7	0	395	1,031	716	17	0	298	1,031
CROOKED RIVER RANCH (02)	1,845	16	0	1,151	3,012	2,032	47	0	933	3,012
ASHWOOD (05)	26	3	0	11	40	27	2	0	11	40
KUTCHER (06)	57	1	0	43	101	62	4	0	35	101
LYLE GAP (08)	5	0	0	7	12	6	0	0	6	12
METOLIUS (11)	241	6	0	104	351	269	11	0	71	351
EAST MADRAS (13)	876	18	0	410	1,304	954	48	0	302	1,304
WARM SPRINGS (14)	307	11	0	99	417	305	18	0	94	417
SUTTLE LAKE (15)	1	0	0	2	3	1	0	0	2	3
CAMP SHERMAN (16)	132	2	0	88	222	142	8	0	72	222
CULVER (17)	412	9	0	170	591	446	12	0	133	591
ROUND BUTTE (18)	254	1	0	137	392	284	21	0	87	392
WEST MADRAS (19)	559	13	0	237	809	611	23	0	175	809
CIRCLE M (20)	82	2	0	39	123	93	9	0	21	123
CENTRAL (21)	496	20	0	264	780	565	25	0	190	780
SUNSET (22)	345	18	0	173	536	360	29	0	147	536
AGENCY PLAINS (23)	245	8	0	105	358	262	19	0	77	358
<b>Totals</b>	<b>6,512</b>	<b>135</b>	<b>0</b>	<b>3,435</b>	<b>10,082</b>	<b>7,135</b>	<b>293</b>	<b>0</b>	<b>2,654</b>	<b>10,082</b>




*Jennifer Zenke* 12/01/22

	City of Culver Mayor City of Culver					City of Culver Councilor - Position 1 City of Culver					
	VOTE FOR 1					VOTE FOR 1					
	1 of 1 Precincts Reporting					1 of 1 Precincts Reporting					
	Bart Carpenter	Gillian Soderstrom	Write-In Totals	Overvotes	Undervotes	Contest Total	Luke Middleton	Write-In Totals	Overvotes	Undervotes	Contest Total
CULVER (17)	260	244	6	1	80	591	429	12	0	150	591
<b>Totals</b>	<b>260</b>	<b>244</b>	<b>6</b>	<b>1</b>	<b>80</b>	<b>591</b>	<b>429</b>	<b>12</b>	<b>0</b>	<b>150</b>	<b>591</b>



*Catherine Benke*, 12/01/22

	City of Culver Councilor - Position 2 City of Culver					City of Culver Councilor - Position 6 City of Culver					
	VOTE FOR 1					VOTE FOR 1					
	1 of 1 Precincts Reporting					1 of 1 Precincts Reporting					
	Matt St Clair	David (Dave) Beck	Write-In Totals	Overvotes	Undervotes	Contest Total	Tim Woods	Write-In Totals	Overvotes	Undervotes	Contest Total
CULVER (17)	207	245	5	0	134	591	414	7	0	170	591
<b>Totals</b>	<b>207</b>	<b>245</b>	<b>5</b>	<b>0</b>	<b>134</b>	<b>591</b>	<b>414</b>	<b>7</b>	<b>0</b>	<b>170</b>	<b>591</b>



*Patricia J. Emke, 12/01/22*

		City of Madras Mayor City of Madras							
		VOTE FOR 1							
		2 of 2 Precincts Reporting							
	Travis Montgomery	Bill Atherton, Sr	Brad Johnston	Mike Lepin	Austin Throop	Write-in Totals	Overvotes	Undervotes	Contest Total
EAST MADRAS (13)	246	183	195	333	114	17	0	216	1,304
WEST MADRAS (19)	156	99	116	221	77	11	0	129	809
<b>Totals</b>	<b>402</b>	<b>282</b>	<b>311</b>	<b>554</b>	<b>191</b>	<b>28</b>	<b>0</b>	<b>345</b>	<b>2,113</b>




*Patricia J. Zinke*, 12/01/22

**City of Madras Councilor - Positions 1, 2, 3 City of Madras**

VOTE FOR 3

2 of 2 Precincts Reporting

	Lamar Yoder	Patricia L Spencer	Mike Seibold	Write-In Totals	Overvotes	Undervotes	Contest Total
EAST MADRAS (13)	618	663	642	46	3	1,940	3,912
WEST MADRAS (19)	369	425	407	29	3	1,194	2,427
<b>Totals</b>	<b>987</b>	<b>1,088</b>	<b>1,049</b>	<b>75</b>	<b>6</b>	<b>3,134</b>	<b>6,339</b>




*Christine Zinke* 12/01/22

**City of Metolius Mayor City of Metolius**

VOTE FOR 1

1 of 1 Precincts Reporting

	Patricia Myler	Write-In Totals	Overvotes	Undervotes	Contest Total
METOLIUS (11)	256	9	0	86	351
<b>Totals</b>	<b>256</b>	<b>9</b>	<b>0</b>	<b>86</b>	<b>351</b>



*Patricia Myler*, 12/01/22

**City of Metolius Councilor Positions 2, 3, 5 City of Metolius**

VOTE FOR 3

1 of 1 Precincts Reporting

	Denise Keeton	Joseph Smetana	Christy Abbe	Write-In Totals	Overvotes	Undervotes	Contest Total
METOLIUS (11)	204	217	219	10	0	403	1,053
<b>Totals</b>	<b>204</b>	<b>217</b>	<b>219</b>	<b>10</b>	<b>0</b>	<b>403</b>	<b>1,053</b>



*Patricia Jenke* 12/01/22



**Director - At Large 2 Jefferson County Soil and Water Conservation District**

**Director - Zone 1**

	VOTE FOR 1					VOTE FOR 1				
	17 of 17 Precincts Reporting					17 of 17 Precincts Reporting				
	Robert Galvan	Write-In Totals	Overvotes	Undervotes	Contest Total	No Candidate Filed	Write-In Totals	Overvotes	Undervotes	Contest Total
HAYSTACK (01)	609	3	0	419	1,031	0	40	0	991	1,031
CROOKED RIVER RANCH (02)	1,786	14	0	1,212	3,012	0	115	0	2,897	3,012
ASHWOOD (05)	27	0	0	13	40	0	0	0	40	40
KUTCHER (06)	62	0	0	39	101	0	4	0	97	101
LYLE GAP (08)	4	0	0	8	12	0	0	0	12	12
METOLIUS (11)	236	5	0	110	351	0	15	0	336	351
EAST MADRAS (13)	851	12	0	441	1,304	0	55	0	1,249	1,304
WARM SPRINGS (14)	301	9	0	107	417	0	29	0	388	417
SUTTLE LAKE (15)	1	0	0	2	3	0	0	0	3	3
CAMP SHERMAN (16)	122	2	0	98	222	0	6	0	216	222
CULVER (17)	403	4	0	184	591	0	28	0	563	591
ROUND BUTTE (18)	240	3	0	149	392	0	18	0	374	392
WEST MADRAS (19)	555	6	0	248	809	0	32	0	777	809
CIRCLE M (20)	82	4	0	37	123	0	2	0	121	123
CENTRAL (21)	514	7	0	259	780	0	29	0	751	780
SUNSET (22)	345	4	0	187	536	0	22	0	514	536
AGENCY PLAINS (23)	253	2	0	103	358	0	12	0	346	358
<b>Totals</b>	<b>6,391</b>	<b>75</b>	<b>0</b>	<b>3,616</b>	<b>10,082</b>	<b>0</b>	<b>407</b>	<b>0</b>	<b>9,675</b>	<b>10,082</b>



*Patricia Jenke 12/01/22*

	Director - Zone 2 Jefferson County Soil and Water Conservation District					Director - Zone 4 Jefferson County Soil and Water Conservation District				
	VOTE FOR 1					VOTE FOR 1				
	17 of 17 Precincts Reporting					17 of 17 Precincts Reporting				
	Brad Klamm	Write-in Totals	Overvotes	Undervotes	Contest Total	Lloyd Forman	Write-in Totals	Overvotes	Undervotes	Contest Total
HAYSTACK (01)	616	5	0	410	1,031	592	3	0	436	1,031
CROOKED RIVER RANCH (02)	1,756	13	0	1,243	3,012	1,677	16	0	1,319	3,012
ASHWOOD (05)	29	0	0	11	40	29	0	0	11	40
KUTCHER (06)	67	0	0	34	101	56	0	0	45	101
LYLE GAP (08)	5	0	0	7	12	5	0	0	7	12
METOLIUS (11)	238	5	0	108	351	237	4	0	110	351
EAST MADRAS (13)	846	6	0	452	1,304	836	8	0	460	1,304
WARM SPRINGS (14)	298	8	0	111	417	300	4	0	113	417
SUTTLE LAKE (15)	1	0	0	2	3	1	0	0	2	3
CAMP SHERMAN (16)	120	1	0	101	222	116	1	0	105	222
CULVER (17)	397	3	0	191	591	397	4	0	190	591
ROUND BUTTE (18)	257	0	0	135	392	248	0	0	144	392
WEST MADRAS (19)	535	4	0	270	809	540	5	0	264	809
CIRCLE M (20)	87	1	0	35	123	79	0	0	44	123
CENTRAL (21)	532	6	0	242	780	503	6	0	271	780
SUNSET (22)	375	2	0	159	536	356	3	0	177	536
AGENCY PLAINS (23)	286	1	0	71	358	260	1	0	97	358
<b>Totals</b>	<b>6,445</b>	<b>55</b>	<b>0</b>	<b>3,582</b>	<b>10,082</b>	<b>6,232</b>	<b>55</b>	<b>0</b>	<b>3,795</b>	<b>10,082</b>




*Katherine Jenke* 12/01/2022

	State Measure 111					State Measure 112				
	VOTE FOR 1					VOTE FOR 1				
	17 of 17 Precincts Reporting					17 of 17 Precincts Reporting				
	Yes	No	Overvotes	Undervotes	Contest Total	Yes	No	Overvotes	Undervotes	Contest Total
HAYSTACK (01)	288	710	0	33	1,031	250	742	0	39	1,031
CROOKED RIVER RANCH (02)	991	1,906	0	115	3,012	941	1,945	3	123	3,012
ASHWOOD (05)	11	29	0	0	40	13	27	0	0	40
KUTCHER (06)	31	66	0	4	101	22	73	0	6	101
LYLE GAP (08)	0	11	0	1	12	1	10	0	1	12
METOLIUS (11)	138	189	0	24	351	125	219	0	7	351
EAST MADRAS (13)	459	594	1	250	1,304	485	758	3	58	1,304
WARM SPRINGS (14)	320	81	0	16	417	272	121	0	24	417
SUTTLE LAKE (15)	1	0	0	2	3	3	0	0	0	3
CAMP SHERMAN (16)	106	107	0	9	222	133	81	0	8	222
CULVER (17)	197	287	0	107	591	205	361	0	25	591
ROUND BUTTE (18)	99	280	1	12	392	88	292	0	12	392
WEST MADRAS (19)	345	315	1	148	809	329	438	0	42	809
CIRCLE M (20)	40	80	0	3	123	42	78	0	3	123
CENTRAL (21)	242	513	0	25	780	222	526	1	31	780
SUNSET (22)	133	378	0	25	536	157	351	1	27	536
AGENCY PLAINS (23)	87	254	0	17	358	107	242	0	9	358
<b>Totals</b>	<b>3,488</b>	<b>5,800</b>	<b>3</b>	<b>791</b>	<b>10,082</b>	<b>3,395</b>	<b>6,264</b>	<b>8</b>	<b>415</b>	<b>10,082</b>




*Katherine Zambke* 12/30/2022

	State Measure 113					State Measure 114				
	VOTE FOR 1					VOTE FOR 1				
	17 of 17 Precincts Reporting					17 of 17 Precincts Reporting				
	Yes	No	Overvotes	Undervotes	Contest Total	Yes	No	Overvotes	Undervotes	Contest Total
HAYSTACK (01)	513	494	1	23	1,031	173	839	2	17	1,031
CROOKED RIVER RANCH (02)	1,689	1,238	2	83	3,012	753	2,217	3	39	3,012
ASHWOOD (05)	21	19	0	0	40	5	35	0	0	40
KUTCHER (06)	62	37	0	2	101	14	86	0	1	101
LYLE GAP (08)	6	5	0	1	12	1	10	0	1	12
METOLIUS (11)	199	146	0	6	351	85	261	0	5	351
EAST MADRAS (13)	799	459	1	45	1,304	416	857	1	30	1,304
WARM SPRINGS (14)	319	81	0	17	417	228	183	0	6	417
SUTTLE LAKE (15)	2	0	0	1	3	3	0	0	0	3
CAMP SHERMAN (16)	155	61	0	6	222	123	95	0	4	222
CULVER (17)	344	227	0	20	591	139	439	0	13	591
ROUND BUTTE (18)	204	179	0	9	392	64	326	0	2	392
WEST MADRAS (19)	531	246	0	32	809	270	515	1	23	809
CIRCLE M (20)	63	59	1	0	123	28	95	0	0	123
CENTRAL (21)	383	379	0	18	780	211	559	0	10	780
SUNSET (22)	239	278	0	19	536	122	403	0	11	536
AGENCY PLAINS (23)	178	172	0	8	358	66	288	0	4	358
<b>Totals</b>	<b>5,707</b>	<b>4,080</b>	<b>5</b>	<b>290</b>	<b>10,082</b>	<b>2,701</b>	<b>7,208</b>	<b>7</b>	<b>166</b>	<b>10,082</b>



*Katherine Zinke* 12/01/2022

	16-101 County Measure					16-100 City of Culver City of Culver				
	VOTE FOR 1					VOTE FOR 1				
	17 of 17 Precincts Reporting					1 of 1 Precincts Reporting				
	Yes	No	Overvotes	Undervotes	Contest Total	Yes	No	Overvotes	Undervotes	Contest Total
HAYSTACK (01)	635	359	2	35	1,031					
CROOKED RIVER RANCH (02)	1,659	1,222	2	129	3,012					
ASHWOOD (05)	14	24	0	2	40					
KUTCHER (06)	67	28	0	6	101					
LYLE GAP (08)	7	4	0	1	12					
METOLIUS (11)	176	160	0	15	351					
EAST MADRAS (13)	760	488	1	55	1,304					
WARM SPRINGS (14)	202	193	0	22	417					
SUTTLE LAKE (15)	0	2	0	1	3					
CAMP SHERMAN (16)	93	117	1	11	222					
CULVER (17)	339	234	0	18	591	370	205	1	15	591
ROUND BUTTE (18)	220	154	0	18	392					
WEST MADRAS (19)	412	350	2	45	809					
CIRCLE M (20)	68	52	1	2	123					
CENTRAL (21)	502	247	2	29	780					
SUNSET (22)	328	179	0	29	536					
AGENCY PLAINS (23)	211	124	1	22	358					
<b>Totals</b>	<b>5,693</b>	<b>3,937</b>	<b>12</b>	<b>440</b>	<b>10,082</b>	<b>370</b>	<b>205</b>	<b>1</b>	<b>15</b>	<b>591</b>



*Anthony Zinke* 12/01/2022

	16-102 City of Madras City of Madras					16-103 City of Metolius City of Metolius				
	VOTE FOR 1					VOTE FOR 1				
	2 of 2 Precincts Reporting					1 of 1 Precincts Reporting				
	Yes	No	Overvotes	Undervotes	Contest Total	Yes	No	Overvotes	Undervotes	Contest Total
METOLIUS (11)						183	157	2	9	351
EAST MADRAS (13)	790	468	1	45	1,304					
WEST MADRAS (19)	435	341	0	33	809					
<b>Totals</b>	<b>1,225</b>	<b>809</b>	<b>1</b>	<b>78</b>	<b>2,113</b>	<b>183</b>	<b>157</b>	<b>2</b>	<b>9</b>	<b>351</b>



*Andresina Zinke* 12/01/2022

**16-104 Madras Aquatic Center Madras Aquatic  
 Center Recreation District**

VOTE FOR 1

13 of 13 Precincts Reporting

	Yes	No	Overvotes	Undervotes	Contest Total
HAYSTACK (01)	21	19	0	1	41
ASHWOOD (05)	7	0	0	0	7
KUTCHER (06)	57	42	0	2	101
LYLE GAP (08)	5	6	0	1	12
METOLIUS (11)	183	161	0	7	351
EAST MADRAS (13)	758	497	0	49	1,304
WARM SPRINGS (14)	314	86	0	17	417
ROUND BUTTE (18)	219	159	0	14	392
WEST MADRAS (19)	482	294	0	33	809
CIRCLE M (20)	70	52	0	1	123
CENTRAL (21)	447	313	0	20	780
SUNSET (22)	323	199	0	14	536
AGENCY PLAINS (23)	188	161	0	9	358
<b>Totals</b>	<b>3,074</b>	<b>1,989</b>	<b>0</b>	<b>168</b>	<b>5,231</b>



*Katharina Zanker* 12/01/2022