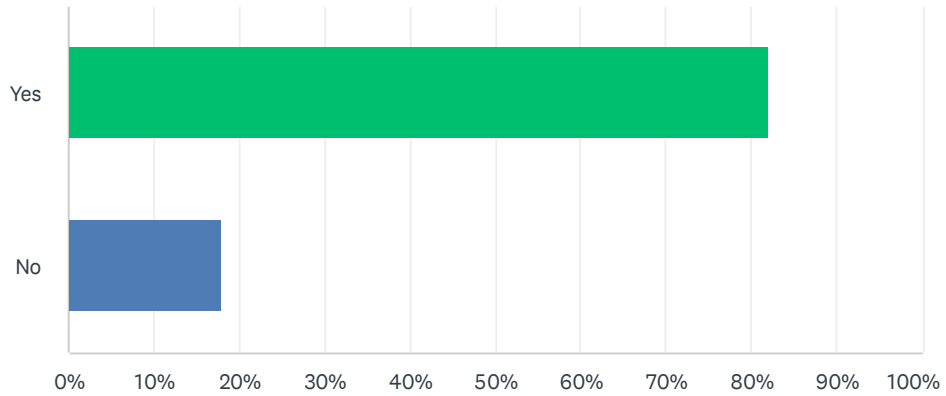


Q1 Do you reside within city limits?

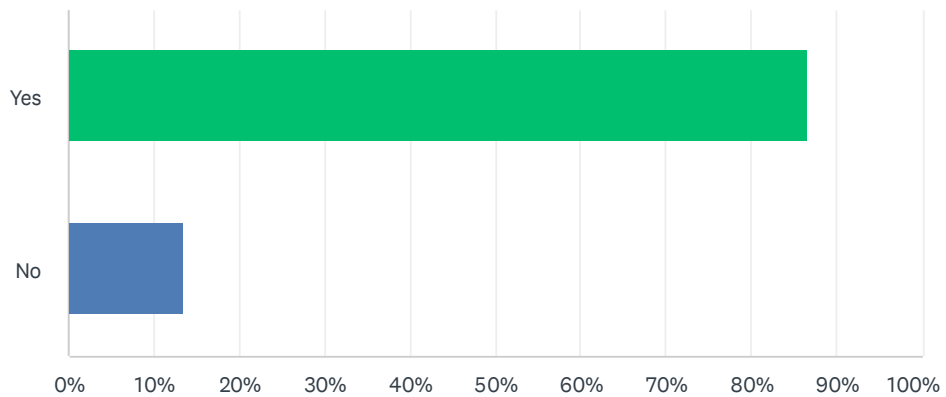
Answered: 112 Skipped: 0



ANSWER CHOICES	RESPONSES
Yes	82.14% 92
No	17.86% 20
TOTAL	112

Q2 Do you receive curbside garbage service?

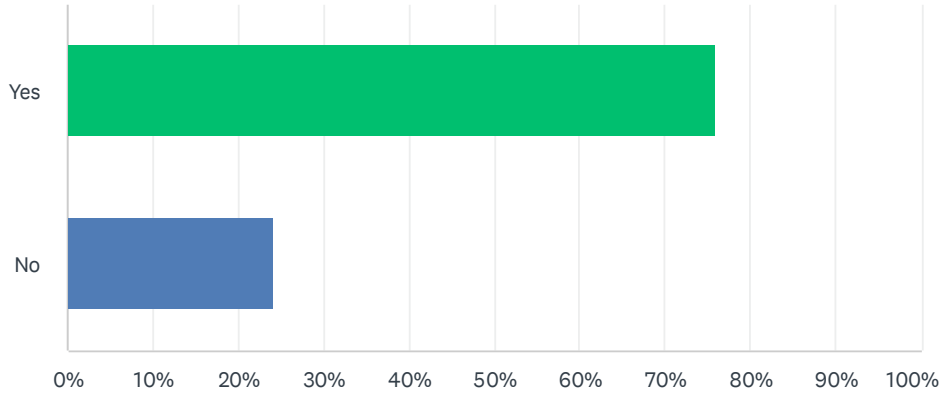
Answered: 112 Skipped: 0



ANSWER CHOICES	RESPONSES
Yes	86.61% 97
No	13.39% 15
TOTAL	112

Q3 Do you have a need for yard debris recycling (grass, plants, small tree limbs, etc.)?

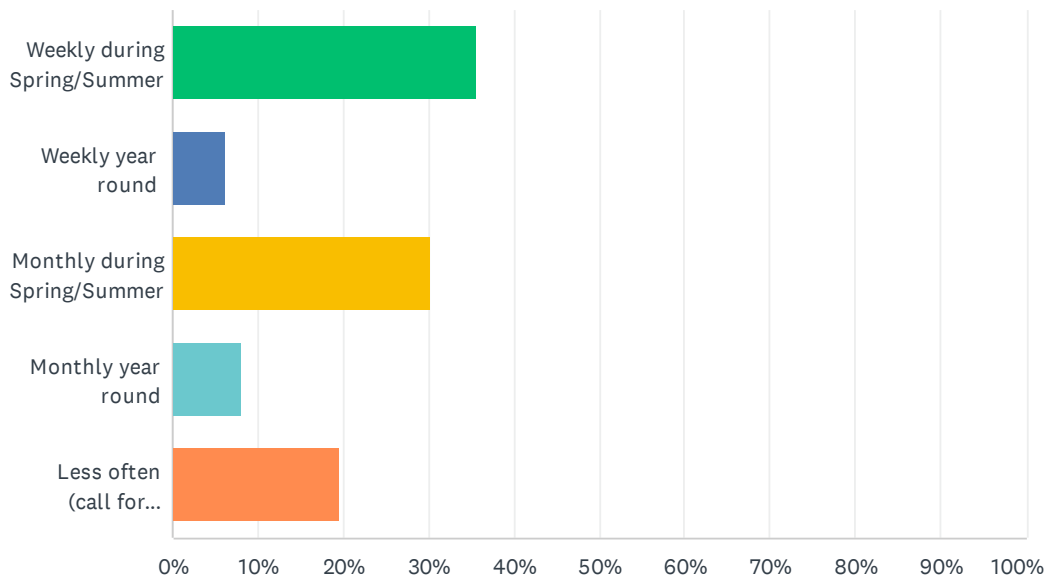
Answered: 112 Skipped: 0



ANSWER CHOICES	RESPONSES	
Yes	75.89%	85
No	24.11%	27
TOTAL		112

Q4 If you have a need for yard debris recycling, which of the following applies?

Answered: 112 Skipped: 0

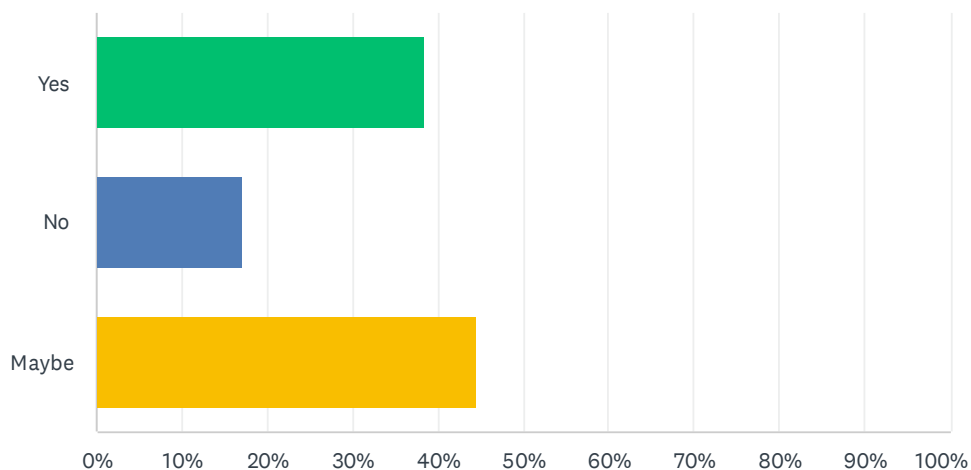


Recycling

ANSWER CHOICES	RESPONSES	
Weekly during Spring/Summer	35.71%	40
Weekly year round	6.25%	7
Monthly during Spring/Summer	30.36%	34
Monthly year round	8.04%	9
Less often (call for pickup)	19.64%	22
Total Respondents: 112		

Q5 Would you support a fee for curbside yard debris pickup service that was dependent upon frequency of service?

Answered: 112 Skipped: 0

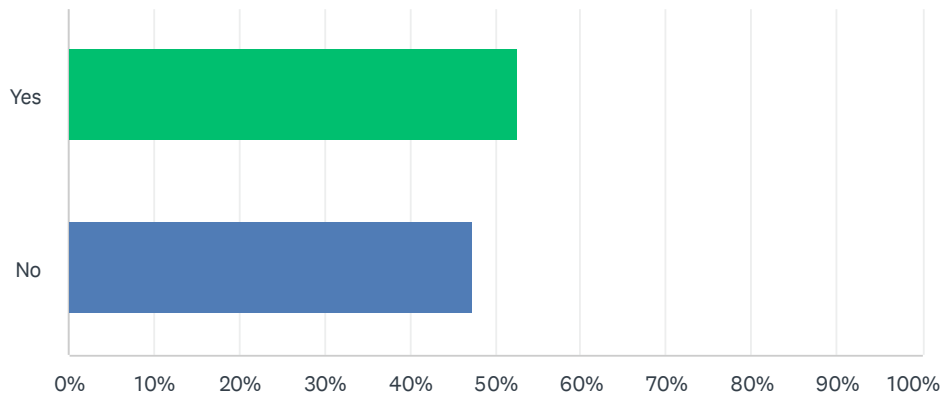


ANSWER CHOICES	RESPONSES	
Yes	38.39%	43
No	16.96%	19
Maybe	44.64%	50
TOTAL		112

Q6 Do you take advantage of the two times per year that the County allows free yard debris dumping at their facility?

Answered: 112 Skipped: 0

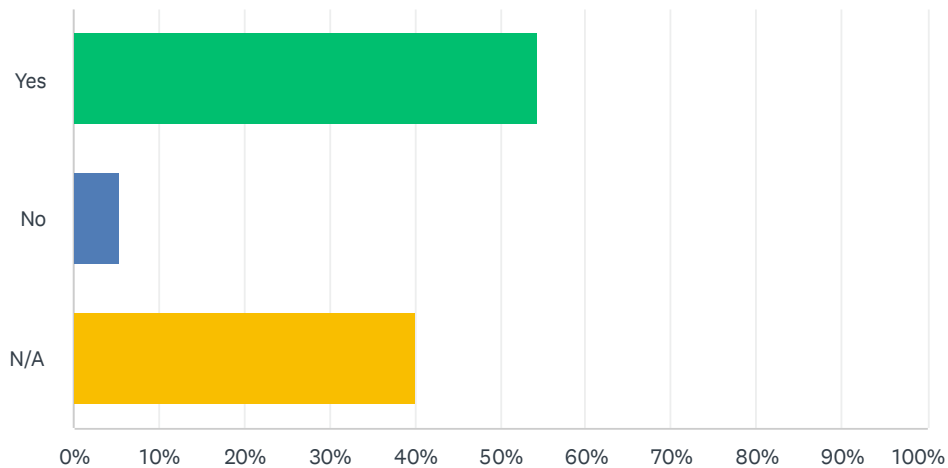
Recycling



ANSWER CHOICES	RESPONSES	
Yes	52.68%	59
No	47.32%	53
TOTAL		112

Q7 If you answered yes to the previous question, do you haul the debris yourself?

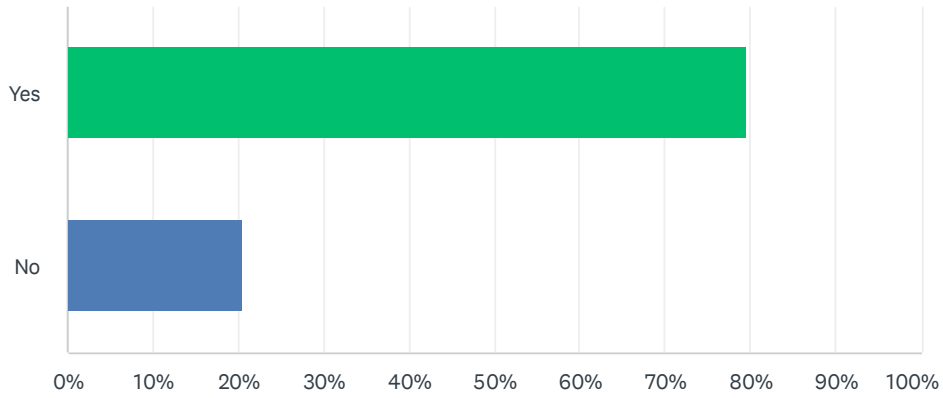
Answered: 112 Skipped: 0



ANSWER CHOICES	RESPONSES	
Yes	54.46%	61
No	5.36%	6
N/A	40.18%	45
TOTAL		112

Q8 Would you also be interested in curbside recycling of glass and/or redeemable items (cans, bottles)?

Answered: 112 Skipped: 0



ANSWER CHOICES	RESPONSES	
Yes	79.46%	89
No	20.54%	23
TOTAL		112